

# VERSA MTO DOORS & PANELS ORDER FORM 1/2

## COMPANY DETAILS

Company name: \_\_\_\_\_

Contact name: \_\_\_\_\_

Company address: \_\_\_\_\_

Postcode: \_\_\_\_\_

Email: \_\_\_\_\_ Tel. No. \_\_\_\_\_

Order No: \_\_\_\_\_ Date ordered: \_\_\_\_\_ Date required: \_\_\_\_\_

## DELIVERY DETAILS

Delivery address (if different from above) \_\_\_\_\_

Postcode: \_\_\_\_\_

Please deliver my order via:  Uform's standard delivery service  Express delivery service (TNT)

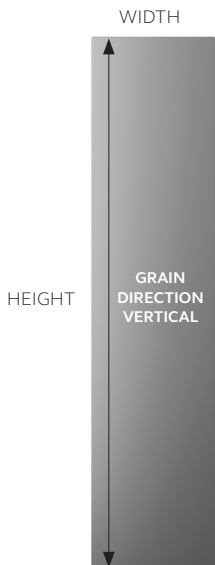
This is an order for goods placed by the company identified above ("the Buyer") on Oakwood Door Designs Limited t/a Uform ("Uform"). The submission of an order for goods, whether on this order form or in any other manner, shall be deemed to be an offer by the Buyer to purchase the goods therein mentioned for the list price plus carriage and VAT as applicable on the Terms and Conditions set out in Uform's current price list ("the Terms and Conditions"). The Terms and Conditions shall apply to all contracts for the sale of goods by Uform to the Buyer to the exclusion of all other terms and conditions including any terms or conditions which the Buyer may purport to apply under any sales offer, purchase order or similar document or in correspondence. The Terms and Conditions shall constitute the entire understanding between Uform and the Buyer with respect to the subject matter covered by the contract of sale and supersede all previous agreements and understandings between the parties.

Signature: \_\_\_\_\_ Date: \_\_\_\_\_

## ORDERING PROCESS

Versa Made to Order doors and panels are constructed differently so it is important that you specify the correct details in regards to size and direction of the grain.

### VERSA MTO DOORS



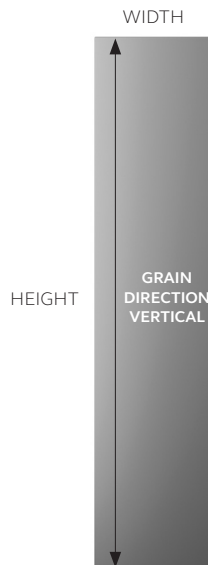
Made to Order Doors have an A side and a B side, each side having a noticeable grain difference. It is imperative that the B side is bored, prior to installation.

#### DOOR SIZE PARAMETERS:

HEIGHT (MM)		WIDTH (MM)	
MIN	MAX	MIN	MAX
70	900	100	1200
901	1250	100	900
1251	2400	100	800

1.5mm edging

### VERSA MTO PANELS



Made to Order panels have the same grain on both sides.

#### PANEL SIZE PARAMETERS:

HEIGHT (MM)		WIDTH (MM)	
MIN	MAX	MIN	MAX
70	900	100	1200
901	2500	100	910

0.5mm edging

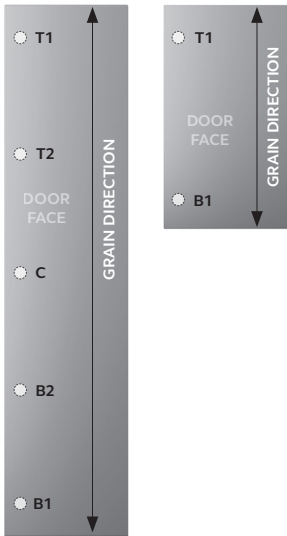
# VERSA MTO DOORS & PANELS ORDER FORM 2/2

Please enter all details accurately as incomplete order forms can result in errors being made.

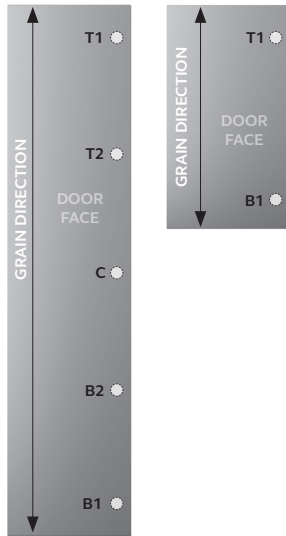
## DOORS (VERTICAL GRAIN)

VERSA MTO SPECIAL SIZE DOORS															
	DOOR HEIGHT	DOOR WIDTH	DOOR FINISH	QTY	DRILLING SERVICE			HINGE POSITION			HOLE CENTRE POSITION				
											T1	T2	C	B2	B1
1					<input type="checkbox"/> YES <input type="checkbox"/> NO	<input type="checkbox"/> YES <input type="checkbox"/> NO	<input type="checkbox"/> YES <input type="checkbox"/> NO	<input type="checkbox"/> LEFT <input type="checkbox"/> RIGHT <input type="checkbox"/> TOP			<input type="checkbox"/> YES				
2					<input type="checkbox"/> YES <input type="checkbox"/> NO	<input type="checkbox"/> YES <input type="checkbox"/> NO	<input type="checkbox"/> YES <input type="checkbox"/> NO	<input type="checkbox"/> LEFT <input type="checkbox"/> RIGHT <input type="checkbox"/> TOP			<input type="checkbox"/> YES				
3					<input type="checkbox"/> YES <input type="checkbox"/> NO	<input type="checkbox"/> YES <input type="checkbox"/> NO	<input type="checkbox"/> YES <input type="checkbox"/> NO	<input type="checkbox"/> LEFT <input type="checkbox"/> RIGHT <input type="checkbox"/> TOP			<input type="checkbox"/> YES				
4					<input type="checkbox"/> YES <input type="checkbox"/> NO	<input type="checkbox"/> YES <input type="checkbox"/> NO	<input type="checkbox"/> YES <input type="checkbox"/> NO	<input type="checkbox"/> LEFT <input type="checkbox"/> RIGHT <input type="checkbox"/> TOP			<input type="checkbox"/> YES				
5					<input type="checkbox"/> YES <input type="checkbox"/> NO	<input type="checkbox"/> YES <input type="checkbox"/> NO	<input type="checkbox"/> YES <input type="checkbox"/> NO	<input type="checkbox"/> LEFT <input type="checkbox"/> RIGHT <input type="checkbox"/> TOP			<input type="checkbox"/> YES				
6					<input type="checkbox"/> YES <input type="checkbox"/> NO	<input type="checkbox"/> YES <input type="checkbox"/> NO	<input type="checkbox"/> YES <input type="checkbox"/> NO	<input type="checkbox"/> LEFT <input type="checkbox"/> RIGHT <input type="checkbox"/> TOP			<input type="checkbox"/> YES				
7					<input type="checkbox"/> YES <input type="checkbox"/> NO	<input type="checkbox"/> YES <input type="checkbox"/> NO	<input type="checkbox"/> YES <input type="checkbox"/> NO	<input type="checkbox"/> LEFT <input type="checkbox"/> RIGHT <input type="checkbox"/> TOP			<input type="checkbox"/> YES				
8					<input type="checkbox"/> YES <input type="checkbox"/> NO	<input type="checkbox"/> YES <input type="checkbox"/> NO	<input type="checkbox"/> YES <input type="checkbox"/> NO	<input type="checkbox"/> LEFT <input type="checkbox"/> RIGHT <input type="checkbox"/> TOP			<input type="checkbox"/> YES				

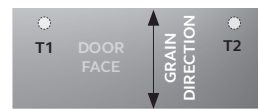
DRILLING POSITION HINGED LEFT



DRILLING POSITION HINGED RIGHT



DRILLING POSITION TOP



DOOR SIZE PARAMETERS:

HEIGHT (MM)		WIDTH (MM)	
MIN	MAX	MIN	MAX
70	900	100	1200
901	1250	100	900
1251	2400	100	800

## PLAIN END PANELS (VERTICAL GRAIN)

VERSA MTO SPECIAL SIZE PANELS				
	PANEL HEIGHT	PANEL WIDTH	PANEL FINISH	QUANTITY
1				
2				
3				
4				
5				
6				
7				
8				



PANEL SIZE PARAMETERS:

HEIGHT (MM)		WIDTH (MM)	
MIN	MAX	MIN	MAX
70	900	100	1200
901	2500	100	910

[CLICK HERE TO SUBMIT YOUR ORDER](#)

Made to order products outside our specifications are not covered by warranty.

A notice of acknowledgement will be sent to you upon receipt of your order to confirm that all technical details are correct and pricing approved. Any changes to your order must be made by 12 noon the next working day after the order is placed.