

# HARBORNE MTO DOORS & PANELS ORDER FORM 1/3

## COMPANY DETAILS

Company name: \_\_\_\_\_

Contact name: \_\_\_\_\_

Company address: \_\_\_\_\_

\_\_\_\_\_ Postcode: \_\_\_\_\_

Email: \_\_\_\_\_ Tel. No. \_\_\_\_\_

Order No: \_\_\_\_\_ Date ordered: \_\_\_\_\_ Date required: \_\_\_\_\_

## DELIVERY DETAILS

Delivery address (if different from above) \_\_\_\_\_

\_\_\_\_\_ Postcode: \_\_\_\_\_

Please deliver my order via:  Uform's standard delivery service  Express delivery service (TNT)

This is an order for goods placed by the company identified above ("the Buyer") on Oakwood Door Designs Limited t/a Uform ("Uform"). The submission of an order for goods, whether on this order form or in any other manner, shall be deemed to be an offer by the Buyer to purchase the goods therein mentioned for the list price plus carriage and VAT as applicable on the Terms and Conditions set out in Uform's current price list ("the Terms and Conditions"). The Terms and Conditions shall apply to all contracts for the sale of goods by Uform to the Buyer to the exclusion of all other terms and conditions including any terms or conditions which the Buyer may purport to apply under any sales offer, purchase order or similar document or in correspondence. The Terms and Conditions shall constitute the entire understanding between Uform and the Buyer with respect to the subject matter covered by the contract of sale and supersede all previous agreements and understandings between the parties.

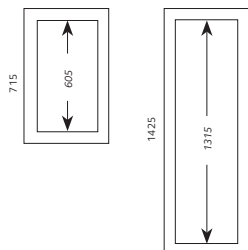
Signature: \_\_\_\_\_ Date: \_\_\_\_\_

## ORDERING PROCESS

When ordering **Harborne MADE TO ORDER SPECIAL SIZE DOORS** with **heights between 1425mm and 1965mm** will require a cross rail and you must identify its position using this order form. **Please note:** Available with 1 cross rail only. Harborne rails are 55mm.

## KITCHEN EX-STOCK

### 1970MM CABINET HEIGHT



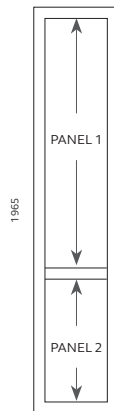
# HARBORNE MTO DOORS & PANELS ORDER FORM 2/3

Please enter all details accurately as incomplete order forms can result in errors being made.

HARBORNE MTO SPECIAL SIZE DOORS											
	DOOR TYPE	DOOR HEIGHT	DOOR WIDTH	NO. OF CROSS RAILS	EVENLY SPACED YES OR NO?	HEIGHT OF PANEL 1	HEIGHT OF PANEL 2	HEIGHT OF PANEL 3	HEIGHT OF PANEL 4	DOOR COLOUR	QUANTITY
1					<input type="checkbox"/> YES <input type="checkbox"/> NO						
2					<input type="checkbox"/> YES <input type="checkbox"/> NO						
3					<input type="checkbox"/> YES <input type="checkbox"/> NO						
4					<input type="checkbox"/> YES <input type="checkbox"/> NO						
5					<input type="checkbox"/> YES <input type="checkbox"/> NO						
6					<input type="checkbox"/> YES <input type="checkbox"/> NO						

## MTO SPECIAL SIZE DOORS

Available with 1 cross rail only; this will be aligned with a 715 base door unless otherwise identified by completing this Order Form.



### DOOR SIZE PARAMETERS:

HEIGHT (MM)		WIDTH (MM)	
MIN	MAX	MIN	MAX
140	355	165	1200
356	1245	165	700
1246	1965	165	700

## DOOR DRILLING SERVICE

	DRILLING SERVICE	HINGE POSITION			HOLE CENTRE POSITION				
					T1	T2	C	B2	B1
1	<input type="checkbox"/> YES <input type="checkbox"/> NO	<input type="checkbox"/> LEFT <input type="checkbox"/> RIGHT <input type="checkbox"/> TOP			<input type="checkbox"/> YES				
2	<input type="checkbox"/> YES <input type="checkbox"/> NO	<input type="checkbox"/> LEFT <input type="checkbox"/> RIGHT <input type="checkbox"/> TOP			<input type="checkbox"/> YES				
3	<input type="checkbox"/> YES <input type="checkbox"/> NO	<input type="checkbox"/> LEFT <input type="checkbox"/> RIGHT <input type="checkbox"/> TOP			<input type="checkbox"/> YES				
4	<input type="checkbox"/> YES <input type="checkbox"/> NO	<input type="checkbox"/> LEFT <input type="checkbox"/> RIGHT <input type="checkbox"/> TOP			<input type="checkbox"/> YES				
5	<input type="checkbox"/> YES <input type="checkbox"/> NO	<input type="checkbox"/> LEFT <input type="checkbox"/> RIGHT <input type="checkbox"/> TOP			<input type="checkbox"/> YES				
6	<input type="checkbox"/> YES <input type="checkbox"/> NO	<input type="checkbox"/> LEFT <input type="checkbox"/> RIGHT <input type="checkbox"/> TOP			<input type="checkbox"/> YES				

### DRILLING POSITION HINGED LEFT



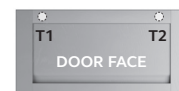
For drilling purposes all Harborne doors are considered to be base unit doors where the integrated handle is positioned at the top of the door.

### DRILLING POSITION HINGED RIGHT



For drilling purposes all Harborne doors are considered to be base unit doors where the integrated handle is positioned at the top of the door.

### DRILLING POSITION TOP



# HARBORNE MTO DOORS & PANELS ORDER FORM 3/3

Please enter all details accurately as incomplete order forms can result in errors being made.

## TIMBER PLAIN END PANELS

### HARBORNE MTO SPECIAL SIZE PANELS

	PANEL HEIGHT	PANEL WIDTH	PANEL COLOUR	QUANTITY
1				
2				
3				
4				
5				
6				
7				
8				



**PANEL SIZE PARAMETERS:**

HEIGHT (MM)		WIDTH (MM)	
MIN	MAX	MIN	MAX
70	900	70	1200
901	2500	70	910

[CLICK HERE TO SUBMIT YOUR ORDER](#)

**Made to order products outside our specifications are not covered by warranty.**

A notice of acknowledgement will be sent to you upon receipt of your order to confirm that all technical details are correct and pricing approved. Any changes to your order must be made by 12 noon the next working day after the order is placed.