

JEFFERSON MTO DOORS & PANELS ORDER FORM 1/3

COMPANY DETAILS

Company name: _____

Contact name: _____

Company address: _____

Postcode: _____

Email: _____ Tel. No. _____

Order No: _____ Date ordered: _____ Date required: _____

DELIVERY DETAILS

Delivery address (if different from above) _____

Postcode: _____

Please deliver my order via: Uform's standard delivery service Express delivery service (TNT)

This is an order for goods placed by the company identified above ("the Buyer") on Oakwood Door Designs Limited t/a Uform ("Uform"). The submission of an order for goods, whether on this order form or in any other manner, shall be deemed to be an offer by the Buyer to purchase the goods therein mentioned for the list price plus carriage and VAT as applicable on the Terms and Conditions set out in Uform's current price list ("the Terms and Conditions"). The Terms and Conditions shall apply to all contracts for the sale of goods by Uform to the Buyer to the exclusion of all other terms and conditions including any terms or conditions which the Buyer may purport to apply under any sales offer, purchase order or similar document or in correspondence. The Terms and Conditions shall constitute the entire understanding between Uform and the Buyer with respect to the subject matter covered by the contract of sale and supersede all previous agreements and understandings between the parties.

Signature: _____ Date: _____

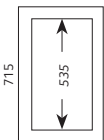
ORDERING PROCESS

When ordering **Jefferson MADE TO ORDER SPECIAL SIZE DOORS** with **heights between 1465mm and 2400mm**, you must identify the number and position of the all cross rails you require. **Please note:** Jefferson rails are 90mm.

The number of cross rails and position may differ depending on the application of the door.

The number of panes on a Georgian glazed door will depend on the width.

KITCHEN EX-STOCK




JEFFERSON MTO DOORS & PANELS ORDER FORM 2/3

Please enter all details accurately as incomplete order forms can result in errors being made.

JEFFERSON MTO SPECIAL SIZE DOORS												
	DOOR TYPE	DOOR HEIGHT	DOOR WIDTH	NO. OF CROSS RAILS	EVENLY SPACED YES OR NO?		HEIGHT OF PANEL 1	HEIGHT OF PANEL 2	HEIGHT OF PANEL 3	HEIGHT OF PANEL 4	DOOR COLOUR	QUANTITY
1					<input type="checkbox"/> YES	<input type="checkbox"/> NO						
2					<input type="checkbox"/> YES	<input type="checkbox"/> NO						
3					<input type="checkbox"/> YES	<input type="checkbox"/> NO						
4					<input type="checkbox"/> YES	<input type="checkbox"/> NO						
5					<input type="checkbox"/> YES	<input type="checkbox"/> NO						
6					<input type="checkbox"/> YES	<input type="checkbox"/> NO						

SLAB

Slab doors have horizontal grain.



SLAB

DOOR SIZE PARAMETERS:

HEIGHT (MM)		WIDTH (MM)	
MIN	MAX	MIN	MAX
50	215	150	1200

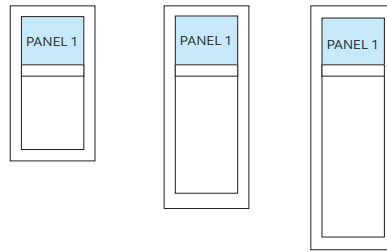
SINGLE GLAZED FEATURE DOOR

Glazed pane height 222.5mm (unless otherwise identified)

DOOR SIZE PARAMETERS:


HEIGHT (MM)		WIDTH (MM)	
MIN	MAX	MIN	MAX
715	1465	300	700

Glass not included



ROUTERED DRAWERFRONT

Slab doors have horizontal grain.



ROUTERED DRAWERFRONT

DOOR SIZE PARAMETERS:

HEIGHT (MM)		WIDTH (MM)	
MIN	MAX	MIN	MAX
115	215	150	1200

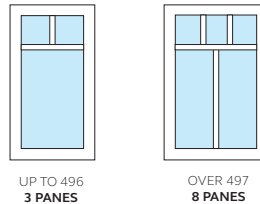
GEORGIAN FRAMES

Number of panes depends on width.

DOOR SIZE PARAMETERS:

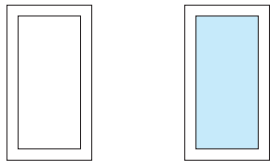
HEIGHT (MM)		WIDTH (MM)	
MIN	MAX	MIN	MAX
715	1465	300	700

Glass not included



DOOR & PLAIN FRAME (NO CROSS RAILS)

Pan drawers (256h-355h) over 600 wide will include a vertical dividing rail.



STANDARD DOOR

PLAIN FRAME

DOOR SIZE PARAMETERS:

HEIGHT (MM)		WIDTH (MM)	
MIN	MAX	MIN	MAX
226	355	220	1200
356	1425	220	800
1426	1465	220	700

Glass not included

DOOR & PLAIN FRAME (WITH CROSS RAILS)

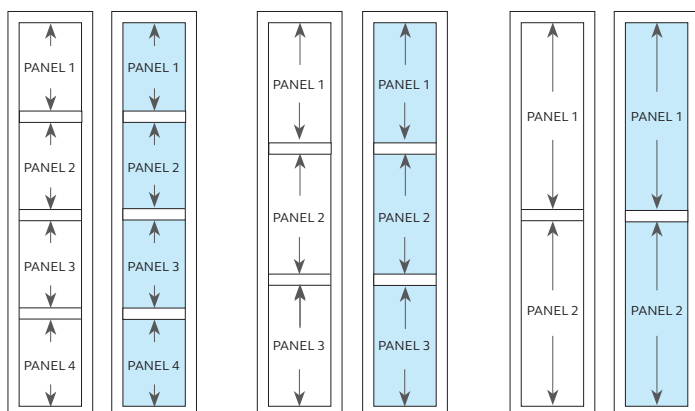
If cross rails are **NOT** evenly spaced you must specify the panel heights

* 226 if solid panels / 220 if frame only

DOOR SIZE PARAMETERS:

HEIGHT (MM)		WIDTH (MM)	
MIN	MAX	MIN	MAX
1466	2400	226*	700

Glass not included

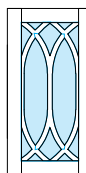


3 CROSS RAILS

2 CROSS RAILS

1 CROSS RAIL

GOTHIC FRAMES

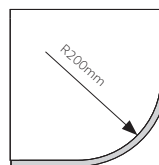


DOOR SIZE PARAMETERS:

HEIGHT (MM)		WIDTH (MM)	
MIN	MAX	MIN	MAX
715	1465	500	700

Glass not included

QUADRANT DOOR



DOOR SIZE PARAMETERS:

HEIGHT (MM)		WIDTH (MM)	
MIN	MAX	MIN	MAX
715	1245	320	320


JEFFERSON MTO DOORS & PANELS ORDER FORM 3/3

Please enter all details accurately as incomplete order forms can result in errors being made.


DOOR DRILLING SERVICE

	DRILLING SERVICE	HINGE POSITION			HOLE CENTRE POSITION				
					T1	T2	C	B2	B1
1	<input type="checkbox"/> YES <input type="checkbox"/> NO	<input type="checkbox"/> LEFT <input type="checkbox"/> RIGHT <input type="checkbox"/> TOP			<input type="checkbox"/> YES				
2	<input type="checkbox"/> YES <input type="checkbox"/> NO	<input type="checkbox"/> LEFT <input type="checkbox"/> RIGHT <input type="checkbox"/> TOP			<input type="checkbox"/> YES				
3	<input type="checkbox"/> YES <input type="checkbox"/> NO	<input type="checkbox"/> LEFT <input type="checkbox"/> RIGHT <input type="checkbox"/> TOP			<input type="checkbox"/> YES				
4	<input type="checkbox"/> YES <input type="checkbox"/> NO	<input type="checkbox"/> LEFT <input type="checkbox"/> RIGHT <input type="checkbox"/> TOP			<input type="checkbox"/> YES				
5	<input type="checkbox"/> YES <input type="checkbox"/> NO	<input type="checkbox"/> LEFT <input type="checkbox"/> RIGHT <input type="checkbox"/> TOP			<input type="checkbox"/> YES				
6	<input type="checkbox"/> YES <input type="checkbox"/> NO	<input type="checkbox"/> LEFT <input type="checkbox"/> RIGHT <input type="checkbox"/> TOP			<input type="checkbox"/> YES				

DRILLING POSITION HINGED LEFT



DRILLING POSITION HINGED RIGHT



DRILLING POSITION TOP



TIMBER PLAIN END PANELS

JEFFERSON MTO SPECIAL SIZE PANELS				
	PANEL HEIGHT	PANEL WIDTH	PANEL COLOUR	QUANTITY
1				
2				
3				
4				
5				
6				
7				
8				



PANEL SIZE PARAMETERS:

HEIGHT (MM)		WIDTH (MM)	
MIN	MAX	MIN	MAX
70	900	70	1200
901	2500	70	910

[CLICK HERE TO SUBMIT YOUR ORDER](#)

Made to order products outside our specifications are not covered by warranty.

A notice of acknowledgement will be sent to you upon receipt of your order to confirm that all technical details are correct and pricing approved. Any changes to your order must be made by 12 noon the next working day after the order is placed.