

NEWCOMBE MTO DOORS & PANELS ORDER FORM 1/3

COMPANY DETAILS

Company name: _____

Contact name: _____

Company address: _____

Postcode: _____

Email: _____ Tel. No. _____

Order No: _____ Date ordered: _____ Date required: _____

DELIVERY DETAILS

Delivery address (if different from above) _____

Postcode: _____

Please deliver my order via: Uform's standard delivery service Express delivery service (TNT)

This is an order for goods placed by the company identified above ("the Buyer") on Oakwood Door Designs Limited t/a Uform ("Uform"). The submission of an order for goods, whether on this order form or in any other manner, shall be deemed to be an offer by the Buyer to purchase the goods therein mentioned for the list price plus carriage and VAT as applicable on the Terms and Conditions set out in Uform's current price list ("the Terms and Conditions"). The Terms and Conditions shall apply to all contracts for the sale of goods by Uform to the Buyer to the exclusion of all other terms and conditions including any terms or conditions which the Buyer may purport to apply under any sales offer, purchase order or similar document or in correspondence. The Terms and Conditions shall constitute the entire understanding between Uform and the Buyer with respect to the subject matter covered by the contract of sale and supersede all previous agreements and understandings between the parties.

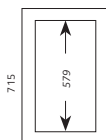
Signature: _____ Date: _____

ORDERING PROCESS

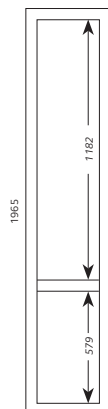
When ordering **Newcombe MADE TO ORDER SPECIAL SIZE DOORS** with **heights between 1426mm and 2400mm**, you must identify the number and position of the all cross rails you require. **Please note:** Newcombe rails are 68mm.

The number of cross rails and position may differ depending on the application/location of the door. For reference, the below drawings identify the rail positioning/centre panel dimensions of our current ex-stock sizes.

KITCHEN EX-STOCK



STANDARD SIZES (MAX HEIGHT 1425)
NO CROSS RAILS



1 CROSS RAIL

NEWCOMBE MTO DOORS & PANELS ORDER FORM 2/3

Please enter all details accurately as incomplete order forms can result in errors being made.

NEWCOMBE MTO SPECIAL SIZE DOORS												
	DOOR TYPE	DOOR HEIGHT	DOOR WIDTH	NO. OF CROSS RAILS	EVENLY SPACED YES OR NO?		HEIGHT OF PANEL 1	HEIGHT OF PANEL 2	HEIGHT OF PANEL 3	HEIGHT OF PANEL 4	DOOR COLOUR	QUANTITY
1					<input type="checkbox"/> YES	<input type="checkbox"/> NO						
2					<input type="checkbox"/> YES	<input type="checkbox"/> NO						
3					<input type="checkbox"/> YES	<input type="checkbox"/> NO						
4					<input type="checkbox"/> YES	<input type="checkbox"/> NO						
5					<input type="checkbox"/> YES	<input type="checkbox"/> NO						
6					<input type="checkbox"/> YES	<input type="checkbox"/> NO						

SLAB

Slab doors have horizontal grain.




Fixed height

SLAB

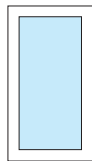
DOOR SIZE PARAMETERS:

HEIGHT (MM)		WIDTH (MM)	
MIN	MAX	MIN	MAX
140	140	251	1200

DOOR & PLAIN FRAME (NO CROSS RAILS)



STANDARD DOOR



PLAIN FRAME

DOOR SIZE PARAMETERS:

HEIGHT (MM)		WIDTH (MM)	
MIN	MAX	MIN	MAX
215	355	247	1200
356	1425	247	800

Glass not included

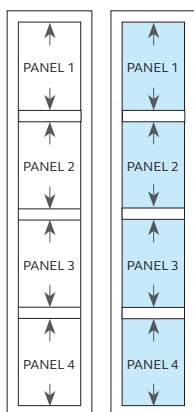
DOOR & PLAIN FRAME (WITH CROSS RAILS)

If cross rails are **NOT** evenly spaced you must specify the panel heights

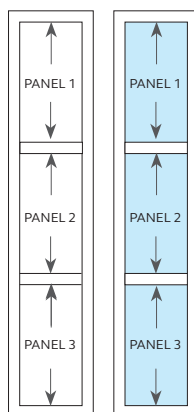
DOOR SIZE PARAMETERS:

HEIGHT (MM)		WIDTH (MM)	
MIN	MAX	MIN	MAX
1426	2400	247	700

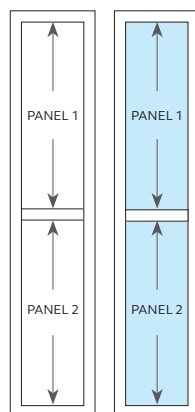
Glass not included



3 CROSS RAILS



2 CROSS RAILS



1 CROSS RAIL


NEWCOMBE MTO DOORS & PANELS ORDER FORM 3/3

Please enter all details accurately as incomplete order forms can result in errors being made.


DOOR DRILLING SERVICE

	DRILLING SERVICE	HINGE POSITION			HOLE CENTRE POSITION				
					T1	T2	C	B2	B1
1	<input type="checkbox"/> YES <input type="checkbox"/> NO	<input type="checkbox"/> LEFT	<input type="checkbox"/> RIGHT	<input type="checkbox"/> TOP			<input type="checkbox"/> YES		
2	<input type="checkbox"/> YES <input type="checkbox"/> NO	<input type="checkbox"/> LEFT	<input type="checkbox"/> RIGHT	<input type="checkbox"/> TOP			<input type="checkbox"/> YES		
3	<input type="checkbox"/> YES <input type="checkbox"/> NO	<input type="checkbox"/> LEFT	<input type="checkbox"/> RIGHT	<input type="checkbox"/> TOP			<input type="checkbox"/> YES		
4	<input type="checkbox"/> YES <input type="checkbox"/> NO	<input type="checkbox"/> LEFT	<input type="checkbox"/> RIGHT	<input type="checkbox"/> TOP			<input type="checkbox"/> YES		
5	<input type="checkbox"/> YES <input type="checkbox"/> NO	<input type="checkbox"/> LEFT	<input type="checkbox"/> RIGHT	<input type="checkbox"/> TOP			<input type="checkbox"/> YES		
6	<input type="checkbox"/> YES <input type="checkbox"/> NO	<input type="checkbox"/> LEFT	<input type="checkbox"/> RIGHT	<input type="checkbox"/> TOP			<input type="checkbox"/> YES		

DRILLING POSITION HINGED LEFT



DRILLING POSITION HINGED RIGHT



DRILLING POSITION TOP



PLAIN END PANELS

NEWCOMBE MTO SPECIAL SIZE PANELS				
	PANEL HEIGHT	PANEL WIDTH	PANEL COLOUR	QUANTITY
1				
2				
3				
4				
5				
6				
7				
8				



PANEL SIZE PARAMETERS:

HEIGHT (MM)		WIDTH (MM)	
MIN	MAX	MIN	MAX
70	900	100	1200
901	2500	100	910

[CLICK HERE TO SUBMIT YOUR ORDER](#)

Made to order products outside our specifications are not covered by warranty.

A notice of acknowledgement will be sent to you upon receipt of your order to confirm that all technical details are correct and pricing approved. Any changes to your order must be made by 12 noon the next working day after the order is placed.