


# PEMBRIDGE BEDROOM

EX  
EX-STOCK


MTO  
MADE TO ORDER



## EX-STOCK



## MADE TO ORDER



## DOOR SPECIFICATION

<b>Description</b>	5 piece narrow shaker with internal bead
<b>Finish</b>	Oak effect foil *
<b>Base material</b>	MDF wrapped in Alkorcell
<b>Door thickness</b>	22mm MDF
<b>Frame width</b>	73mm frame (60mm + 13mm internal bead)
<b>Edge colour</b>	As face
<b>Reverse colour</b>	As face

\* Authentic painted Oak woodgrain effect with 3-4% sheen finish.


## LEAD TIMES EXCLUDING DELIVERY (WORKING DAYS)

FINISH	STANDARD PRODUCTS	MADE TO ORDER	
		DOORS	PANELS
Foil Ex-stock colours	EX	15	10

## STANDARD DRAWERFRONTS & DOORS

- 140 x 297 slab
- 140 x 397 slab
- 140 x 447 slab
- 140 x 497 slab
- 140 x 797 slab
- 140 x 897 slab
- 140 x 997 slab
- 215 x 397
- 215 x 447
- 215 x 497
- 215 x 797
- 215 x 897
- 215 x 997
- 283 x 497
- 283 x 797
- 283 x 897
- 283 x 997
- 355 x 497
- 355 x 797
- 355 x 897
- 355 x 997
- 450 x 397
- 450 x 447
- 450 x 497
- 570 x 297
- 570 x 397
- 570 x 447
- 570 x 497
- 715 x 297
- 715 x 347
- 715 x 397
- 715 x 447
- 715 x 497
- 1495 x 397
- 1495 x 447
- 1495 x 497
- 1595 x 397
- 1595 x 447
- 1595 x 497
- 2155 x 397 with 1 cross rail
- 2155 x 447 with 1 cross rail
- 2155 x 497 with 1 cross rail
- 2250 x 397 with 1 cross rail
- 2250 x 447 with 1 cross rail
- 2250 x 497 with 1 cross rail
- 2155 x 497 mirrored door with 1 cross rail
- 2250 x 497 mirrored door with 1 cross rail

## STANDARD DOORS



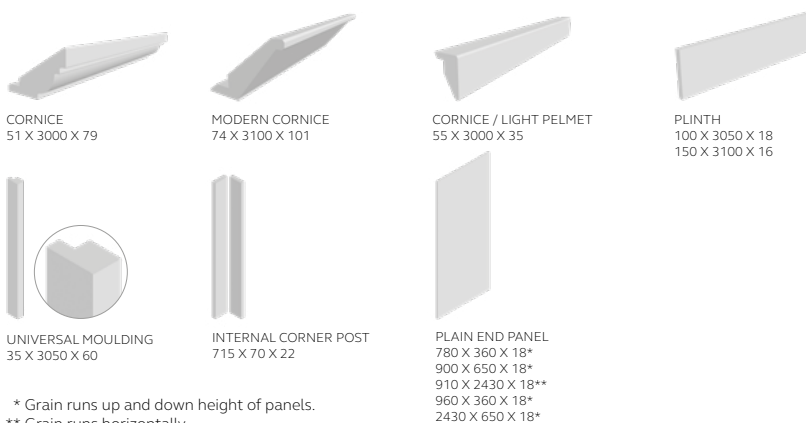
2155/2250  
2 PANEL

2155/2250  
2 PANEL MIRROR

1495/1595  
SHAKER  
DOOR

STANDARD DOOR

## STANDARD ACCESSORIES



CORNICE  
51 X 3000 X 79

MODERN CORNICE  
74 X 3100 X 101

CORNICE / LIGHT PELMET  
55 X 3000 X 35

PLINTH  
100 X 3050 X 18  
150 X 3100 X 16

UNIVERSAL MOULDING  
35 X 3050 X 60

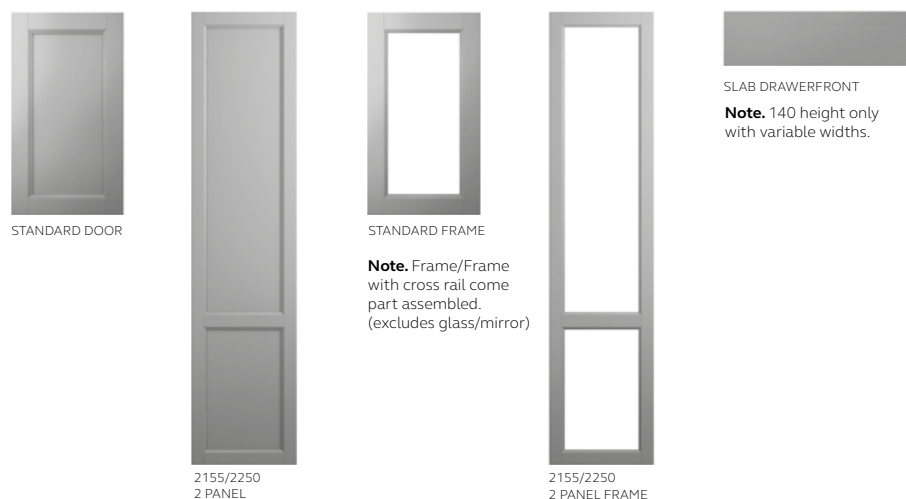
INTERNAL CORNER POST  
715 X 70 X 22

PLAIN END PANEL  
780 X 360 X 18\*  
900 X 650 X 18\*\*  
910 X 2430 X 18\*\*  
960 X 360 X 18\*  
2430 X 650 X 18\*

\* Grain runs up and down height of panels.  
\*\* Grain runs horizontally.

## MADE TO ORDER DRAWERFRONTS & DOORS

PLEASE REFER TO THE CURRENT PRICE LIST FOR (h) & (w) LIMITATIONS.



STANDARD DOOR

STANDARD FRAME

SLAB DRAWERFRONT

**Note.** 140 height only  
with variable widths.

2155/2250  
2 PANEL

2155/2250  
2 PANEL FRAME

**Note.** Frame/Frame  
with cross rail come  
part assembled.  
(excludes glass/mirror)

Doors/frames over 1595 require cross rails. Please specify 1, 2 or 3 rails when ordering.

## MADE TO ORDER PLAIN PANELS



PLAIN END PANEL

### SIZE PARAMETERS:

Height (mm)		Width (mm)	
Min	Max	Min	Max
70	900	70	1200
901	2500	70	910