



EX-STOCK

Porcelain
Light Grey
Taupe Grey
Reed Green
Indigo

MADE TO ORDER

Porcelain
Light Grey
Taupe Grey
Reed Green
Indigo

DOOR SPECIFICATION

Description	5 piece narrow shaker with internal bead
Finish	Oak effect foil *
Base material	MDF wrapped in Alkorcell
Door thickness	22mm
Frame width	73mm frame (60mm + 13mm internal bead)
Edge colour	As face
Reverse colour	As face

* Authentic painted Oak woodgrain effect with 3-4% sheen finish.

LEAD TIMES EXCLUDING DELIVERY (WORKING DAYS)

FINISH	STANDARD PRODUCTS	MADE TO ORDER	
		DOORS	PANELS
Foil ex-stock colours	EX	15	10

STANDARD
DRAWERFRONTS & DOORS

- 115 x 597 slab
- 140 x 297 slab
- 140 x 397 slab
- 140 x 447 slab
- 140 x 497 slab
- 140 x 597 slab
- 140 x 797 slab
- 140 x 897 slab
- 140 x 997 slab
- 175 x 397 slab
- 175 x 497 slab
- 175 x 597 slab
- 283 x 497
- 283 x 597
- 283 x 797
- 283 x 897
- 283 x 997
- 355 x 497
- 355 x 597
- 355 x 797
- 355 x 897
- 355 x 997
- 450 x 597
- 495 x 397
- 495 x 597
- 570 x 297
- 570 x 397
- 570 x 447
- 570 x 497
- 570 x 597
- 645 x 597
- 715 x 147 slab
- 715 x 297
- 715 x 271
- 715 x 271 pair
- 715 x 315
- 715 x 315 pair
- 715 x 347
- 715 x 397
- 715 x 397 plain frame
- 715 x 447
- 715 x 497
- 715 x 497 plain frame
- 715 x 547
- 715 x 597
- 825 x 597
- 895 x 297
- 895 x 347
- 895 x 397
- 895 x 447
- 895 x 497
- 895 x 597
- 980 x 597
- 1245 x 297
- 1245 x 397
- 1245 x 447
- 1245 x 497
- 1245 x 597
- 1425 x 597
- 1965 x 297 with cross rail (70/30 alignment)
- 1965 x 597 with cross rail (70/30 alignment)

STANDARD DOORS



STANDARD DOOR



PLAIN FRAME
includes clear glass



1965 DOOR with cross rail
-70/30 alignment

STANDARD ACCESSORIES



CORNICE
51 X 3000 X 79



MODERN CORNICE
74 X 3100 X 101




CORNICE / LIGHT PELMET
55 X 3000 X 35




PLINTH
150 X 3000 X 16



MOULDED SKIRTING PLINTH
150 X 3050 X 20
(with separate support rail)



UNIVERSAL MOULDING
35 X 3050 X 60



TALL FEATURE END POST
3100 X 50 X 75



INTERNAL CORNER POST
715 X 70 X 22



PLAIN END PANEL
780 X 360 X 18*
900 X 650 X 18*
910 X 2430 X 18**
960 X 360 X 18*
2430 X 650 X 18*

* Grain runs up and down height of panels.
** Grain runs horizontally.

MADE TO ORDER DRAWERFRONTS & DOORS

PLEASE REFER TO THE CURRENT PRICE LIST FOR (h) & (w) LIMITATIONS.



STANDARD DOOR



2155/2250
2 PANEL




STANDARD DOOR

Note. Frame/Frame with cross rail come part assembled & unglued. (excludes glass/mirror)



2155/2250
2 PANEL



SLAB DRAWERFRONT

Note. 140 height only with variable widths.

MADE TO ORDER PLAIN PANELS



PLAIN END PANEL

SIZE PARAMETERS:

Height (mm)		Width (mm)	
Min	Max	Min	Max
70	900	70	1200
901	2500	70	910

PEMBRIDGE BEDROOM

EX
EX-STOCK

MTO
MADE TO ORDER



EX-STOCK

Porcelain
Light Grey
Taupe Grey
Reed Green

MADE TO ORDER

Porcelain
Light Grey
Taupe Grey
Reed Green
Indigo

DOOR SPECIFICATION

Description	5 piece narrow shaker with internal bead
Finish	Oak effect foil *
Base material	MDF wrapped in Alkorcell
Door thickness	22mm
Frame width	73mm frame (60mm + 13mm internal bead)
Edge colour	As face
Reverse colour	As face

* Authentic painted Oak woodgrain effect with 3-4% sheen finish.


LEAD TIMES EXCLUDING DELIVERY (WORKING DAYS)

FINISH	STANDARD PRODUCTS	MADE TO ORDER	
		DOORS	PANELS
Foil Ex-stock colours	EX	15	10


STANDARD
DRAWERFRONTS & DOORS

- 140 x 297 slab
- 140 x 397 slab
- 140 x 447 slab
- 140 x 497 slab
- 140 x 797 slab
- 140 x 897 slab
- 140 x 997 slab
- 215 x 397
- 215 x 447
- 215 x 497
- 215 x 797
- 215 x 897
- 215 x 997
- 283 x 497
- 283 x 797
- 283 x 897
- 283 x 997
- 355 x 497
- 355 x 797
- 355 x 897
- 355 x 997
- 450 x 397
- 450 x 447
- 450 x 497
- 570 x 297
- 570 x 397
- 570 x 447
- 570 x 497
- 715 x 297
- 715 x 347
- 715 x 397
- 715 x 447
- 715 x 497
- 1495 x 397
- 1495 x 447
- 1495 x 497
- 1595 x 397
- 1595 x 447
- 1595 x 497
- 2155 x 397 with 1 cross rail
- 2155 x 447 with 1 cross rail
- 2155 x 497 with 1 cross rail
- 2250 x 397 with 1 cross rail
- 2250 x 447 with 1 cross rail
- 2250 x 497 with 1 cross rail
- 2155 x 497 mirrored door with 1 cross rail
- 2250 x 497 mirrored door with 1 cross rail

STANDARD DOORS

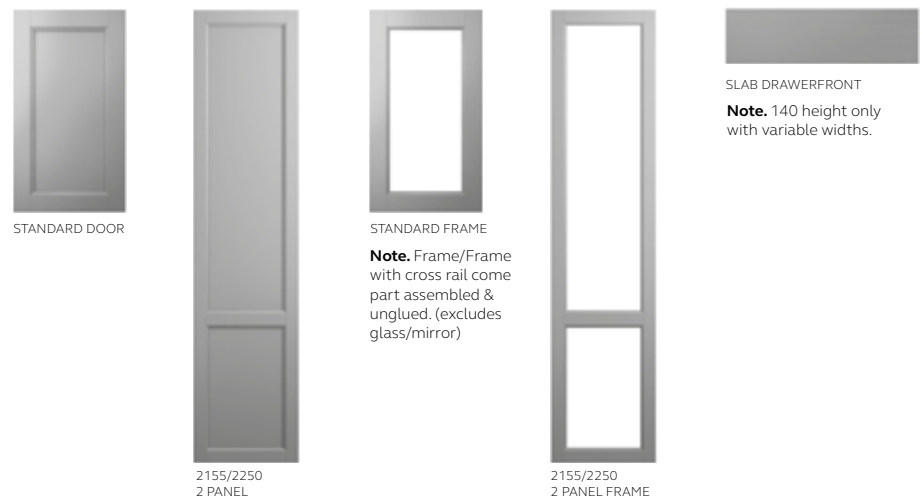


STANDARD ACCESSORIES



MADE TO ORDER DRAWERFRONTS & DOORS

PLEASE REFER TO THE CURRENT PRICE LIST FOR (h) & (w) LIMITATIONS.



Doors/frames over 1595 require cross rails. Please specify 1, 2 or 3 rails when ordering.

MADE TO ORDER PLAIN PANELS



SIZE PARAMETERS:

Height (mm)		Width (mm)	
Min	Max	Min	Max
70	900	70	1200
901	2500	70	910